

## RA-Q40Gxx-C00

### QSFP+ 40Gb/s Parallel Active Optical Cable DDM

#### Product Features

- Multi rate of up to 10.3125Gb/s per channel
- Complies with QSFP+ MSA high-density form factor
- Hot-pluggable
- Four-channel full-duplex active optical cable
- Low power consumption
- RoHS-6 Compliant
- Compliant with SFF-8436
- +3.3V single power supply
- Case operating temperature  
Commercial: 0°C to +70°C

#### Applications

- Infiniband QDR
- 40G Ethernet
- Other optical links

#### Compliance

- QSFP SFF-8436
- IEEE 802.3ba
- RoHS



#### Ordering Information

Part Number	Description
RA-Q40Gxx-C00	QSFP+ 40Gb/s Parallel Active Optical Cable DDM

#### For More Information:

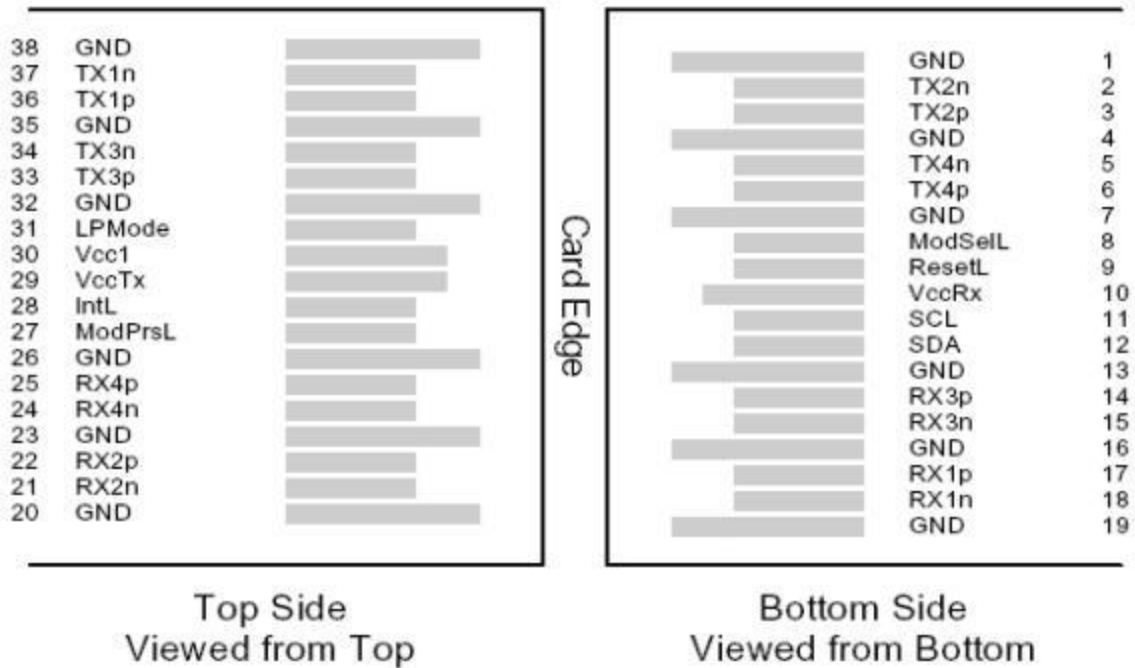
Wuhan Rayoptek Co.,Ltd  
 Address: G3-201,New Energy Building,No.999 Gao Xin Road, Wuhan, Hubei, China  
 Phone:0086-27-87106345 Fax: 0086-27-87106345 Email: sales@Rayoptek.com

## Ordering information

Package	Product part NO.	Distance	Temperature Range
QSFP+	RA-Q40G0J-C00	0.5-metercable	Commercial:0~70℃
QSFP+	RA-Q40G01-C00	1-metercable	Commercial:0~70℃
QSFP+	RA-Q40G03-C00	3-metercable	Commercial: 0~70℃
QSFP+	RA-Q40G05-C00	5-metercable	Commercial: 0~70℃
QSFP+	RA-Q40G06-C00	6-metercable	Commercial: 0~70℃
QSFP+	RA-Q40G10-C00	10-metercable	Commercial: 0~70℃
QSFP+	RA-Q40G15-C00	15-metercable	Commercial: 0~70℃
QSFP+	RA-Q40G20-C00	20-metercable	Commercial: 0~70℃
QSFP+	RA-Q40G25-C00	25-metercable	Commercial: 0~70℃
QSFP+	RA-Q40G30-C00	30-metercable	Commercial: 0~70℃
QSFP+	RA-Q40G50-C00	50-metercable	Commercial: 0~70℃

**\*For availability of additional cable lengths, please contact Esion.**

## Pin Diagram



QSFP MSA-compliant 38-pinconnector

## Pin Descriptions

Pin	Symbol	Name/ Description	Notes
1	GND	Ground	1
2	Tx2n	Transmitter Inverted Data Input	
3	Tx2p	Transmitter Non-Inverted Data Input	
4	GND	Ground	1
5	Tx4n	Transmitter Inverted Data Input	
6	Tx4p	Transmitter Non-Inverted Data Input	
7	GND	Ground	1
8	ModSelL	Module Select	
9	ResetL	Module Reset	
10	VccRx	+3.3 V Power supply receiver	
11	SCL	2-wire serial interface clock	
12	SDA	2-wire serial interface data	
13	GND	Ground	1
14	Rx3p	Receiver Non-Inverted Data Output	
15	Rx3n	Receiver Inverted Data Output	
16	GND	Ground	1
17	Rx1p	Receiver Non-Inverted Data Output	
18	Rx1n	Receiver Inverted Data Output	
19	GND	Ground	1
20	GND	Ground	1
21	Rx2n	Receiver Inverted Data Output	
22	Rx2p	Receiver Non-Inverted Data Output	
23	GND	Ground	1
24	Rx4n	Receiver Inverted Data Output	
25	Rx4p	Receiver Non-Inverted Data Output	
26	GND	Ground	1
27	ModPrsL	ModulePresent	
28	IntL	Interrupt	
29	VccTx	+3.3 V Power supply transmitter	
30	Vcc1	+3.3 V Power Supply	
31	LPMode	Low Power Mode	
32	GND	Ground	1
33	Tx3p	Transmitter Non-Inverted Data Input	
34	Tx3n	Transmitter Inverted Data Input	
35	GND	Ground	1
36	Tx1p	Transmitter Non-Inverted Data Input	
37	Tx1n	Transmitter Inverted Data Input	
38	GND	Ground	1

### Notes:

- 1.Circuit ground is internally isolated from chassisground.

## Absolute Maximum Ratings

Parameter	Symbol	Min	Typ	Max	Unit	Ref.
Maximum Supply Voltage	Vcc1, VccTx,	-0.5		3.6	V	
Storage Temperature	TS	-5		75	°C	1
Case Operating Temperature	TOP	0		70	°C	
Relative Humidity	RH	5		85	%	2

### Notes:

- 1.Limited by the fiber cable jacket, not the active ends.
- 2.Non-condensing.

## Electrical Characteristics (TOP = 0 to 70 C, VCC = 3.3 ±5% Volts)

Parameter	Symbol	Min.	Typ.	Max.	Unit	Ref.
Supply Voltage	VCC 1, VCCTX , VCC RX	3.15		3.45	V	
Supply Current	ICC			350	mA	
<b>Transmitter(per Lane)</b>						
Input different impedance	Rin	90	100	110	Ω	1
Single ended input voltage tolerance	VinT	-0.3		4.0	V	
Single ended data input swing	Vin,pp	200		1000	mV	2
<b>Receiver (per Lane)</b>						
Output different impedance	Rout	90	100	110	Ω	1
Single ended data output swing	Vout, pp	200		1000	mV	3
Single-ended output voltage	VoutR	-0.3		4.0	V	

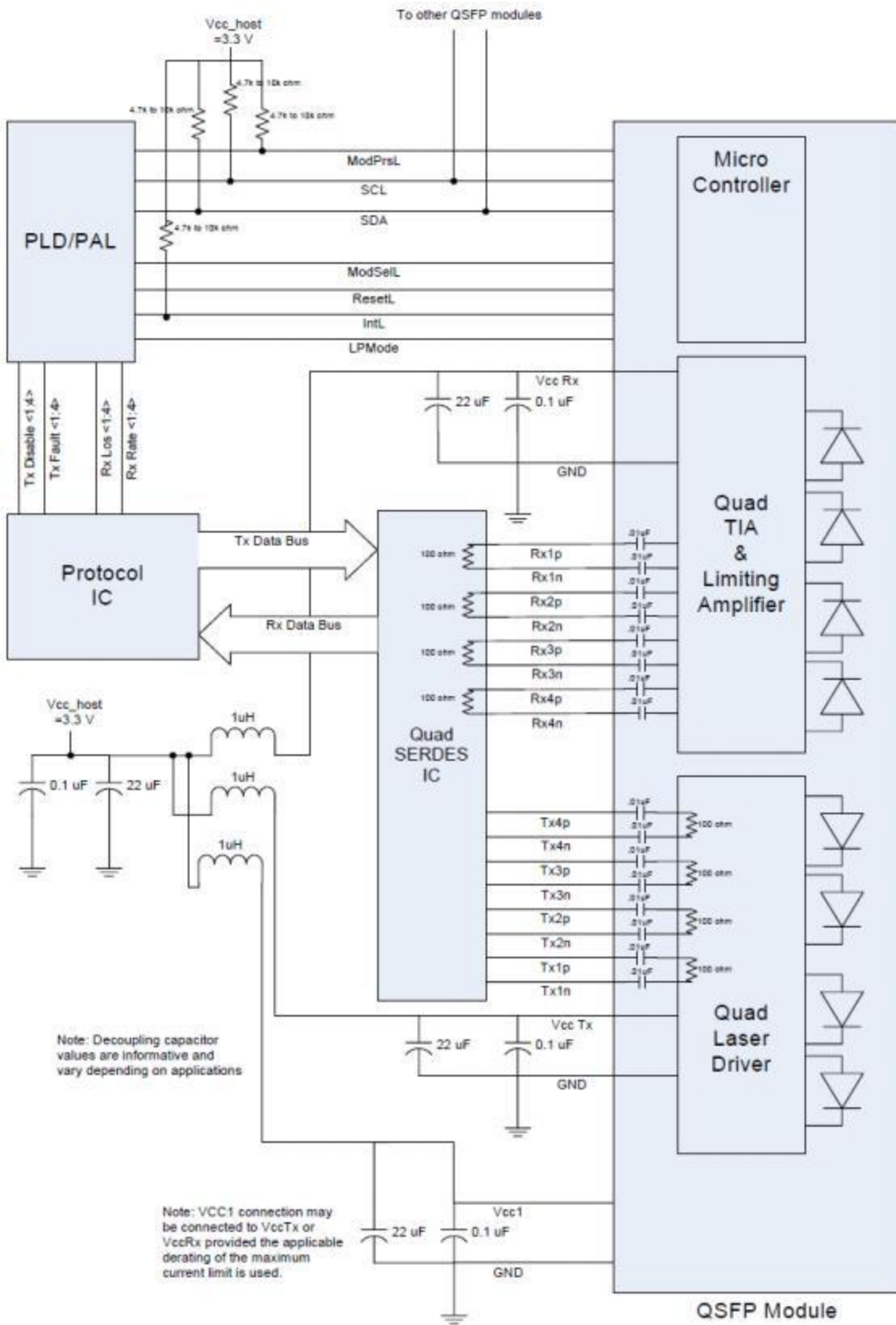
### Note :

- 1.Connected directly to TX data input pins. AC coupled thereafter.
2. After internal AC coupling. Self-biasing 100Ω differential input
- 3.Into 100Ω differential termination.

## Memory Map and Control Registers

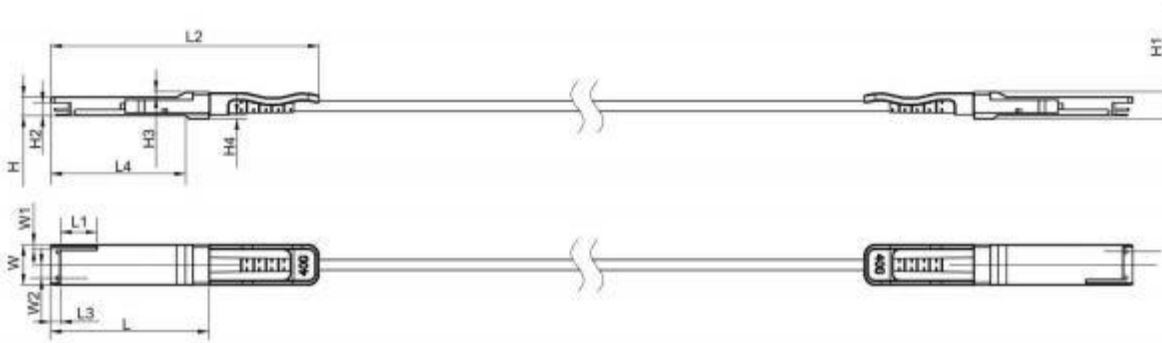
Compatible with SFF-8436.

## Recommended Interface Circuit



## Mechanical Specifications

The Quadwire mechanical specifications are based on QSFP transceiver module specifications, substituting the MPO connectors with a cable connecting both ends.



Unit mm

	L	L1	L2	L3	L4	W	W1	W2	H	H1	H2	H3	H4
Max	72.2	-	-	4.35	61.4	18.45	-	6.2	8.6	12.4	5.35	2.5	1.6
Type	72	-	121	4.2	61.2	18.35	-	-	8.5	12.2	5.2	2.3	1.5
Min	68.8	16.5	-	4.05	61	18.25	2.2	5.8	8.4	12	5.05	2.1	1.3

## Contact Information

### Wuhan Rayoptek CO.,Ltd

Headquarter

📍 Address:G3-201, New Energy Building, No.999 Gao Xin Road, Wuhan, Hubei, China

☎ Tel:+86-27-87106345

✉ Email:sales@Rayoptek.com